



**SOPRO** *617*

---

**Masterpiece**



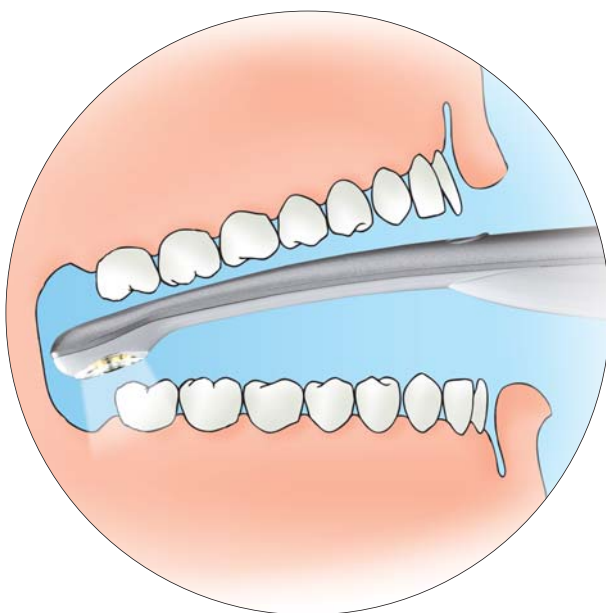
# Optimized ergonomics

The curved design of the SOPRO 617 camera handpiece provides increased (15° more) viewing access into the patient's mouth.

Its 105° angle of view differentiates it from other cameras on the market by allowing for better exploration of the distal areas.



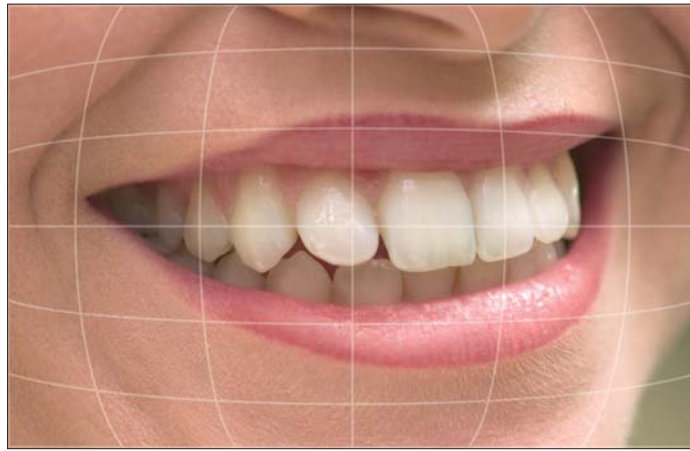
The rounded shape and extremely reduced dimensions of the camera head improve patient comfort while preventing any trauma to the mouth.



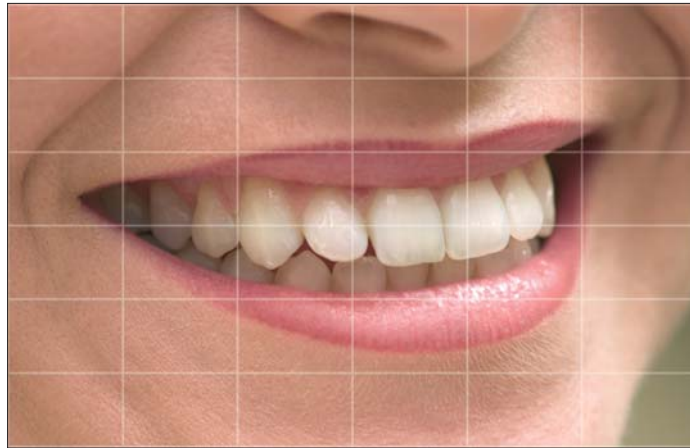
**Maximum access and unequalled comfort in mouth!**

*\*The angle of view of most cameras is limited to 90°.*

# High-fidelity images

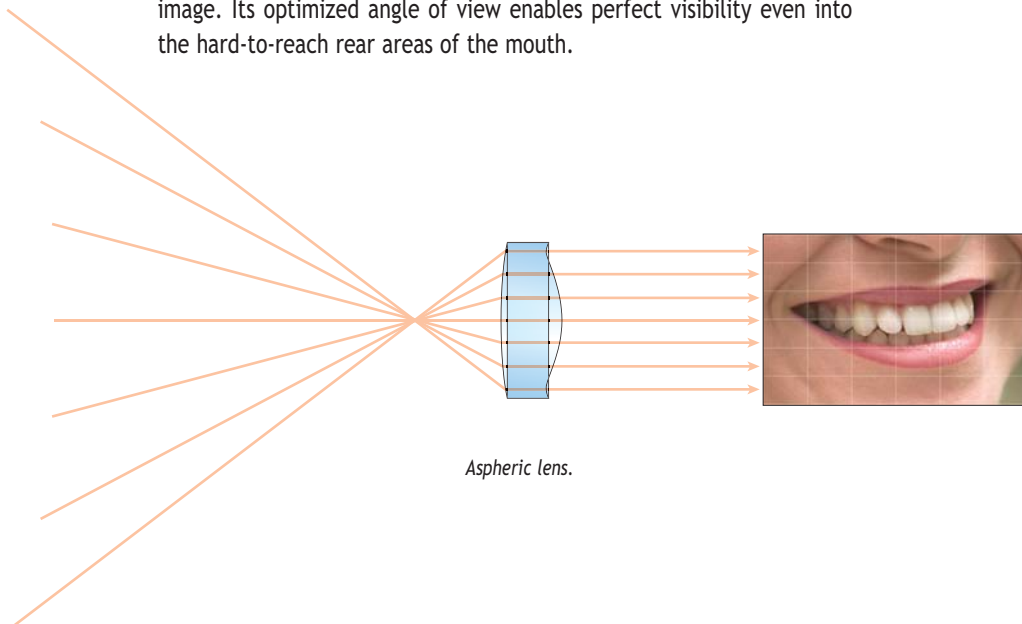


*Standard camera.*



*SOPRO 617 with aspheric lens.*

The new optical system of the SOPRO 617 is equipped with an aspheric lens which eliminates distortion and provides a more uniform quality image. Its optimized angle of view enables perfect visibility even into the hard-to-reach rear areas of the mouth.



*Aspheric lens.*

# Unmatched lighting system

---

The new SOPRO 617 lighting system is composed of the latest generation LEDs which utilize condensers to focus the light and produce a very powerful beam:

- the image is luminous in any circumstance
- the emitted heat is reduced
- the entire image is uniformly illuminated (minimal shading).



*Classic LEDs without condenser.*



*SOPRO 617 LEDs with condenser.*

# Auto-focus and large depth of field



From portrait



to single tooth.

With no adjustment necessary, the obtained image is perfectly clear. This fully- automatic focus saves time and is effective without any intervention from you.



# Sopro Touch, The “original”

---



Freeze one or four images on the screen with a simple glide over the Sopro Touch.  
The sensitivity of this touch prevents blurry images and allows you to work in complete confidence.



# Plug and Play technology

## Versatility:

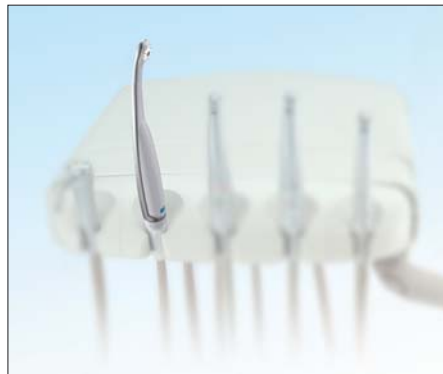
The SOPRO 617 adapts perfectly to any dental surgery environment whatever the requirement.

## Compatibility:

Keep your current SOPRO installation and enjoy the advantages of SOPRO 617 technology. With a single click, you can move to the new generation!



SOPRO 617 tabletop or wall-mounted  
(Associated to a DOCK M-VIDEO  
or a DOCK M-USB2).




SOPRO 617 on dental unit  
(Associated to a DOCK MU-VIDEO  
or a DOCK MU-USB2).



SOPRO 617 on PC version  
(Associated to a DOCK USB).

## Safety

Quick and safe connection through a strengthened “push-pull” socket which rotates to preserve product integrity and prevent any incorrect manipulations.



*The new rotating socket.*

# SOPRO 617

## Technical specifications

### Sopro 617

- High sensitivity 1/4" CCD.
- Resolution: (752x582) PAL; (768x494) NTSC.
- Definition: 470 lines.
- Sensitivity: 2 lux.
- Lighting: 8 LED.
- Adjustment: auto-focus.
- Non-inverted image.
- Freeze Frame with SoproTouch or pedal (option).
- Angle of view: 80°.
- Cable length: 2.5m (option: 5 and 7 m).
- Size of the handpiece:
  - L. 205 mm x l. 28 mm x H. 24mm.
- Size of the distal part: l.16.5mm x H. 10.8mm.
- Weight: 55g.

### Dock M-Video

- Storage of one or four images.
- Power supply: 110V-230V & 60Hz-50Hz.
- Power consumption: 9VA.
- One PAL or NTSC video output.
- One PAL or NTSC S-video output.
- Size of the dock: L.145mm x l. 130mm x H. 35mm.
- Weight of the dock: 245g.

### Dock MU-Video

- Storage of one or four images.
- Power supply: 24V-; 50Hz-60Hz.
- Power consumption: 10VA.
- One PAL or NTSC video output.
- One PAL or NTSC S-video output.
- Size of the dock: L.100mm x l. 72mm x H. 36mm.
- Weight of the dock: 190g.

### Dock USB2

- One digital USB2 output.
- Size of the dock: L.100mm x l. 46mm x H. 20mm.
- Weight of the dock: 165g.

### Dock M-USB2

- Storage of one or four images.
- Power supply: 110V-230V & 60Hz-50Hz.
- Power consumption: 9VA.
- One PAL or NTSC video output.
- One PAL or NTSC S-video output.
- One digital USB2 output.
- Size of the dock: L.145mm x l. 130mm x H. 35mm.
- Weight of the dock: 245g.

### Dock MU-USB2

- Storage of one or four images.
- Power supply: 24V-; 50Hz-60Hz.
- Power consumption: 10VA.
- One PAL or NTSC video output.
- One PAL or NTSC S-video output.
- One digital USB2 output.
- Size of the dock: L.100mm x l. 72mm x H. 36mm.
- Weight of the dock: 190g.

